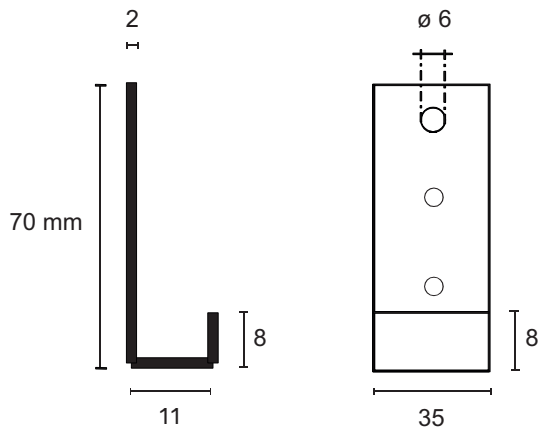


Accessories - **Energostrip**

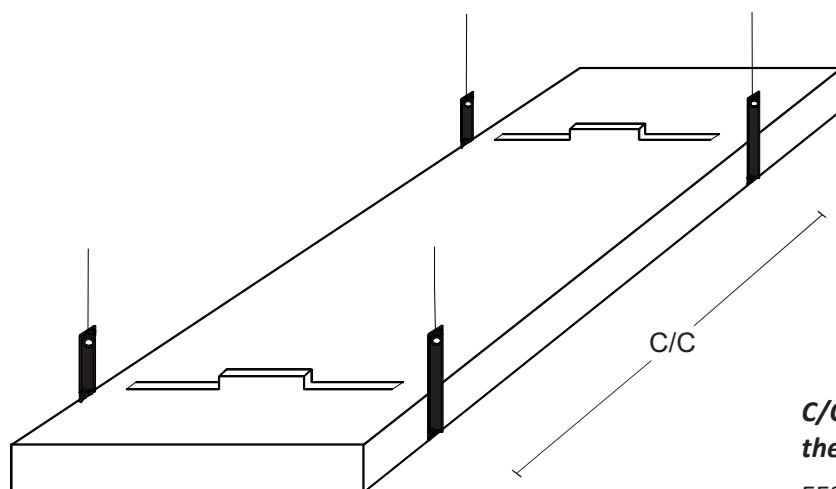
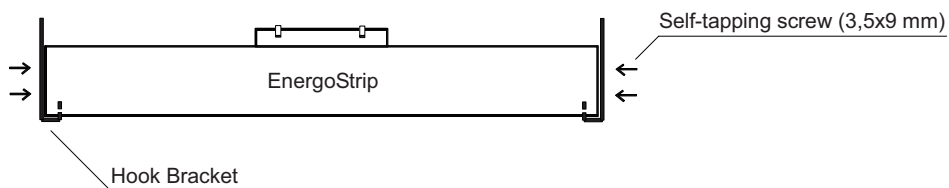
Hook Bracket HB-4, for chain/wire suspension



1. Pre-drill holes ($\varnothing 2.5$ mm) into the heater, totally 8 per heater, where the bracket will be attached to the heater with the supplied screws. According to the correct C/C distance.



2. It is very important that the brackets are placed and positioned with the same C/C distances on both sides of the heater, in order to keep the heater straight and balanced.



C/C distance between the hook brackets:

EE36 = 1030 mm
EE20 = 1030 mm
EE24 = 820 mm
EE16 = 820 mm